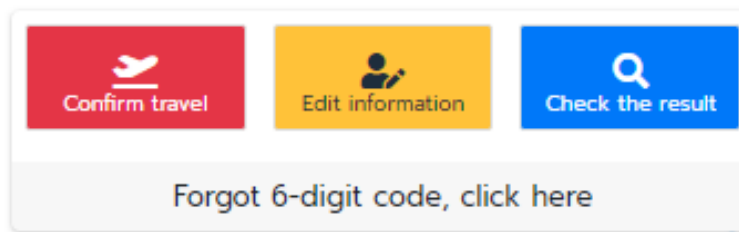
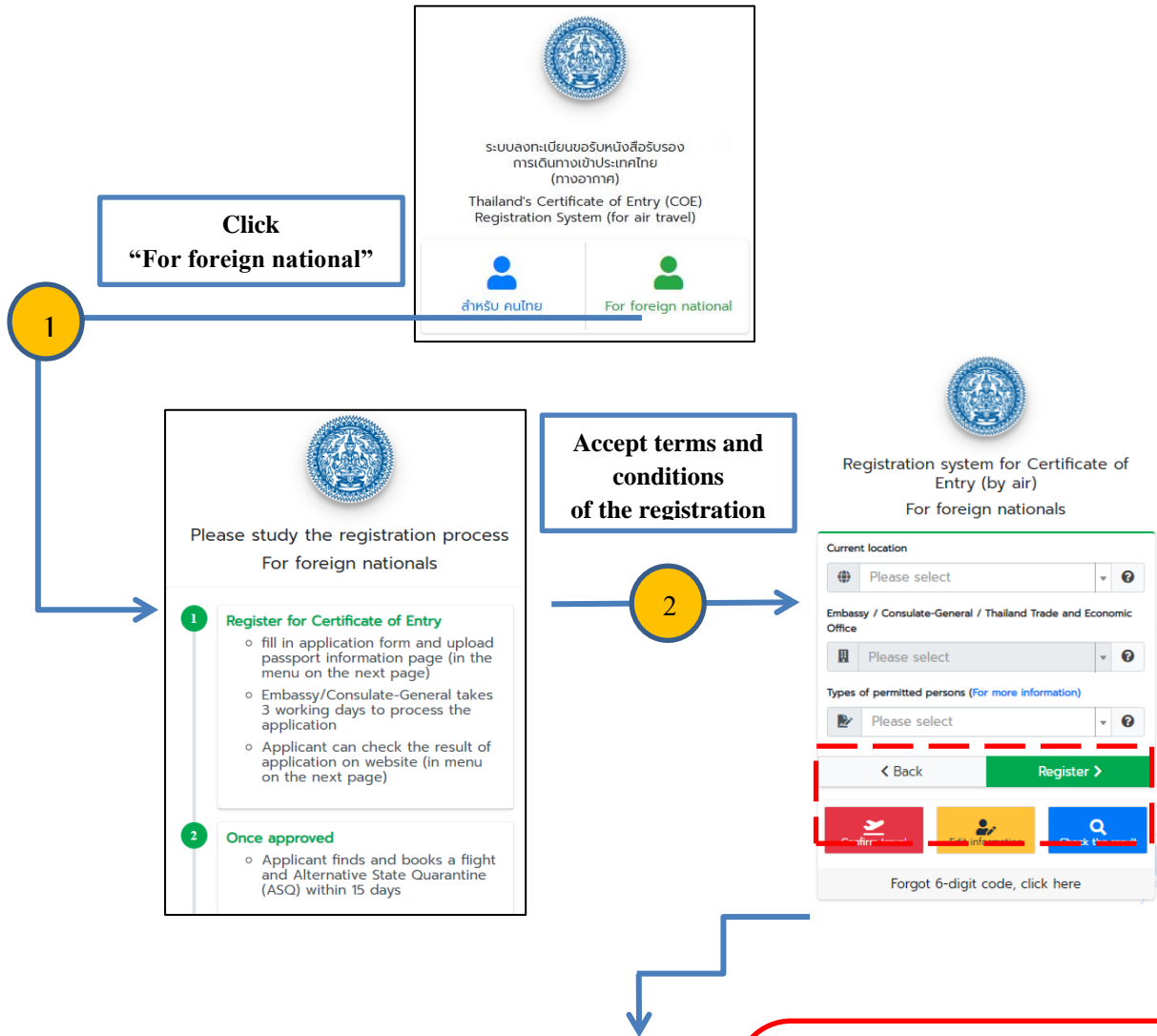


Certificate of Entry (COE) Registration Manual

The steps shown within this document is an example of the registration process.
All personal detail, document code and contact information displayed are suppositions only.

1. Pre-approval Registration



Key menu instructions

- **Confirm travel**
For document attachment
- **Edit information**
For modification of the registration information
- **Check the result**
For checking the result and download the approved COE
- **Forgot 6-digit code**
For recalling the 6-digit code

After registered, fill in personal information in the provided form

The registration system interface shows the following fields:

- Registration system for Certificate of Entry (by air) For foreign nationals
- Current location: Please select
- Embassy / Consulate-General / Thailand Trade and Economic Office: Please select
- Types of permitted persons (For more information): Please select
- Buttons: Confirm travel, Edit information, Check the result
- Forgot 6-digit code, click here

The 'Personal Information' form includes the following fields:

- Title (Eng): Select or type
- Name (English):
- Middle name (English):
- Surname (English):
- Position:

Required documents

1. Passport
2. Additional documents (according to the type of person intended to enter Thailand)
3. Medical insurance (including medical costs in the event that applicant contracts COVID-19, which must cover the total duration)

After all the information are filled in, the system will generate 6-digit code which will be used until the receipt of COE.



Saving information complete
The System has transmitted the application to relevant Embassy/Consulate-General
Please keep this code for obtaining the Certificate of Entry
970186

Very important
Royal Thai Embassy/Consulate-General will pre-approve your documents within 3 working days. After you are pre-approved, please upload your plane ticket, ASQ booking confirmation and other required documents (if any) within 15 days.
go to coethailand.mfa.go.th at the Confirmation of Travel Menu

Please note that :

- Air ticket and Alternative State Quarantine (ASQ) booking confirmation must be uploaded to the system within 15 days after your application has been pre-approved.
- If failed to upload the above, the system will automatically cancel your application, and the applicant must start registration process again.

2. Travel confirmation

1

Confirm travel Edit information Check the result

Forgot 6-digit code, click here

2

3

Please fill in information for confirmation
Only for air travelers

PASSPORT NUMBER

FIRST NAME

LAST NAME

6-digit code obtained after registration

Search Close

Attach the evidence of your flight reservation (photo or PDF file of flight reservation)

When your registration is complete, please upload the evidence of your flight reservation within 15 days.

You have time to left

Day	Hour	Minutes	Second
14	23	55	38

Flight number

* Example: 10099

Date of Departure

Date of Arrival

2

After submit travel itinerary, the Royal Thai Embassy and Royal Thai Consulate-General will issue a COE within 3 working days.

3. Information modification and tracking the approval result

- The applicants are able to edit personal information at “**Edit information**” and track registration status at “**Check the result**”.

Please fill in information for verification

PASSPORT NUMBER

FIRST NAME

LAST NAME

6-digit code obtained after registration

Search Close

Approval status

Waiting for approval
Your application is under consideration
OK

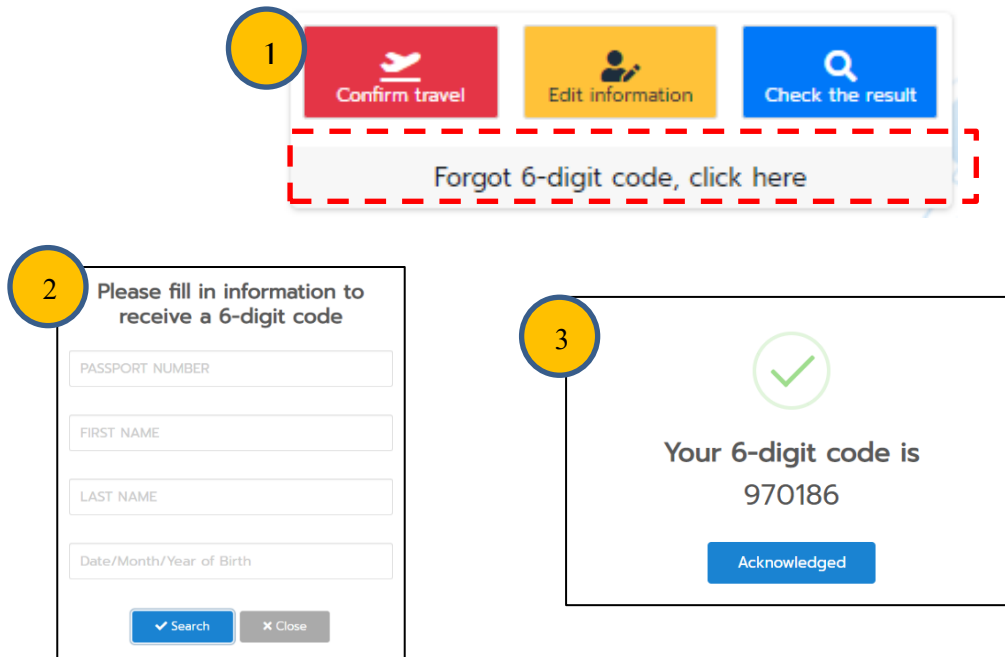
Approved
Click Download button below to obtain Certificate of Entry
Download

Please note that :

- The information can be modified only
 - When the registration is completed and the embassy/ consulate-general has yet to approve the submitted application, or
 - When the embassy/ consulate-general has rejected the application but allow applicant to modify the information.
- The COE can be received at the “Download” button.

4. The recall of the 6-digit code

In case the applicant forgets the given 6-digit code, it can be recalled as follows.



5. Entry to Thailand

5.1 After the receipt of COE, please prepare the additional documents to **declare at the check-in counter** as follows.

- (1) **Passport and valid Thai visa/ re-entry permit** (if required)
 - (2) **Certificate of Entry (COE)**
 - (3) **Fit to Fly Health Certificate.** (Thailand's Health Control requires a hard copy version.)
 - (4) **Medical certificate with a laboratory result indicating that COVID-19 is not detected, using RT-PCR test, issued within 72 hours before departure** (in case of connecting flights, before embarkation from initial port).
 - (5) Insurance or letter from employer guaranteeing that the insurance company or employer will cover a minimum of 100,000 USD of medical costs incurred by the applicant in Thailand, including medical costs in the event that applicant contracts COVID-19 (The insurance must cover the total duration of stay in Thailand)
 - (6) T.8 Form (Health Declaration Form). You can download T.8 Form at <https://bit.ly/34X6sAJ>.
- Documents (3) (4) (5) must be in English or Thai only. Certified translations into English or Thai are accepted in the case that the original copy is in a foreign language.

5.2 The abovementioned documents in 5.1 must be declared to the immigration and disease control officers once the passenger has arrived in Thailand.

Note: If encounter any problem during the registration, please contact the embassy/ consulate-general which the applicant has registered in the form.
